




TRI LUX
SIMPLIFY YOUR LIGHT.



E-LINE PRO

IN LINE WITH YOUR BUSINESS



1992

2004

2013

2019

2024

E-LINE PRO

IN LINE WITH OUR DNA

With the next generation, the evolution of the renowned TRILUX E-Line achieves a new milestone. Thanks to the alliance of experience and technical progress, E-Line Pro is now more future-proof than ever. This development is manifested in outstanding features: more intuitive, purist and sustainable, along with maximum flexibility.



Content

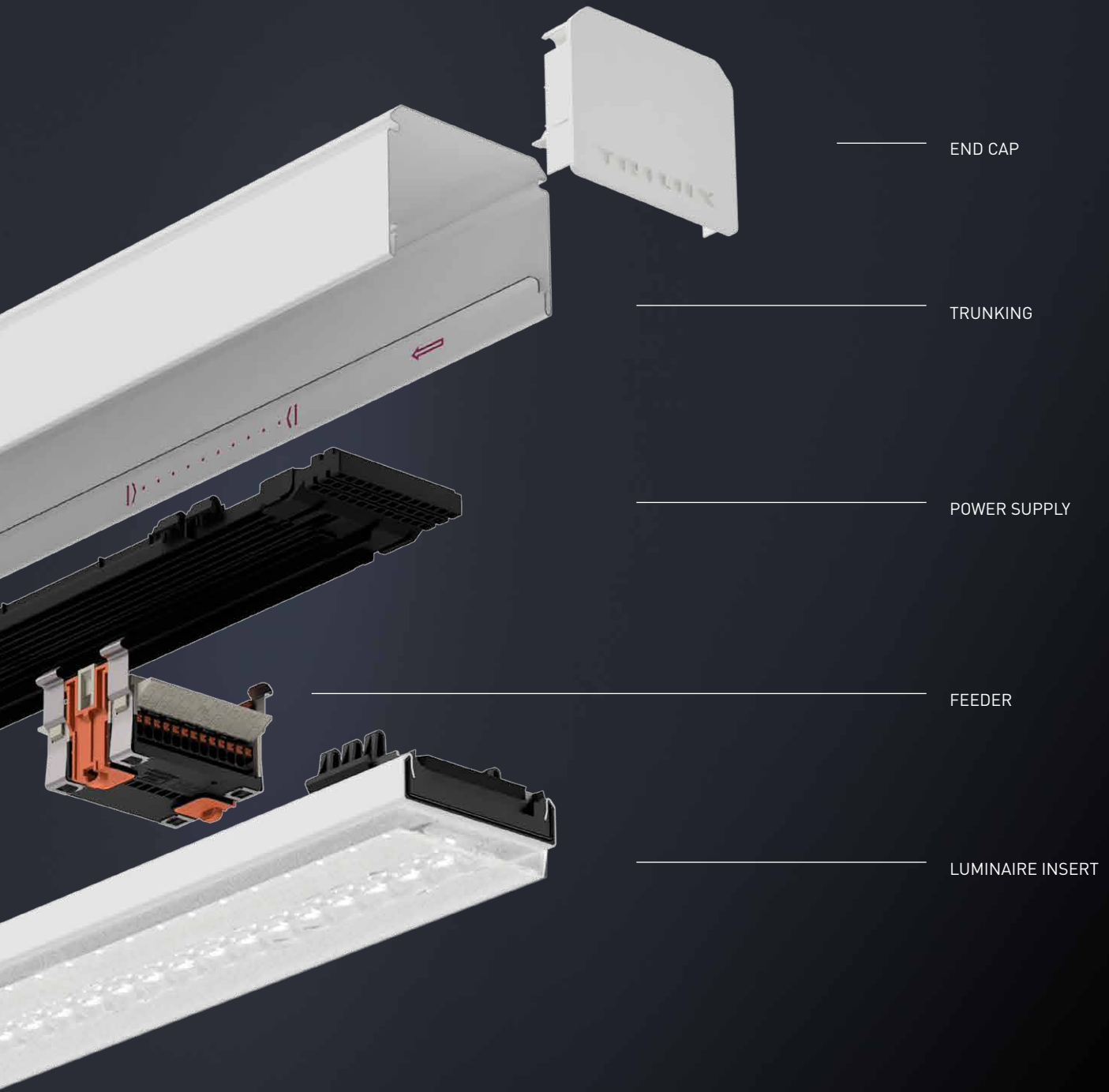
E-Line Pro – customised details	Pages 04 - 05
Planning E-Line Pro	Pages 06 - 09
Installing E-Line Pro	Pages 10 - 13
Operating E-Line Pro	Pages 14 - 17
E-Line Pro – technical data	Pages 18 - 19

E-LINE PRO

FURTHER DEVELOPED IN EVERY DETAIL

Carefully matched components guarantee outstanding performance and efficiency, while the clear and minimalist design emphasises contemporary lighting concepts. Particularly impressive is the high level of flexibility in positioning the luminaire inserts and function modules, which can now be inserted at any point in the continuous line according to individual needs.





END CAP

TRUNKING

POWER SUPPLY


FEEDER

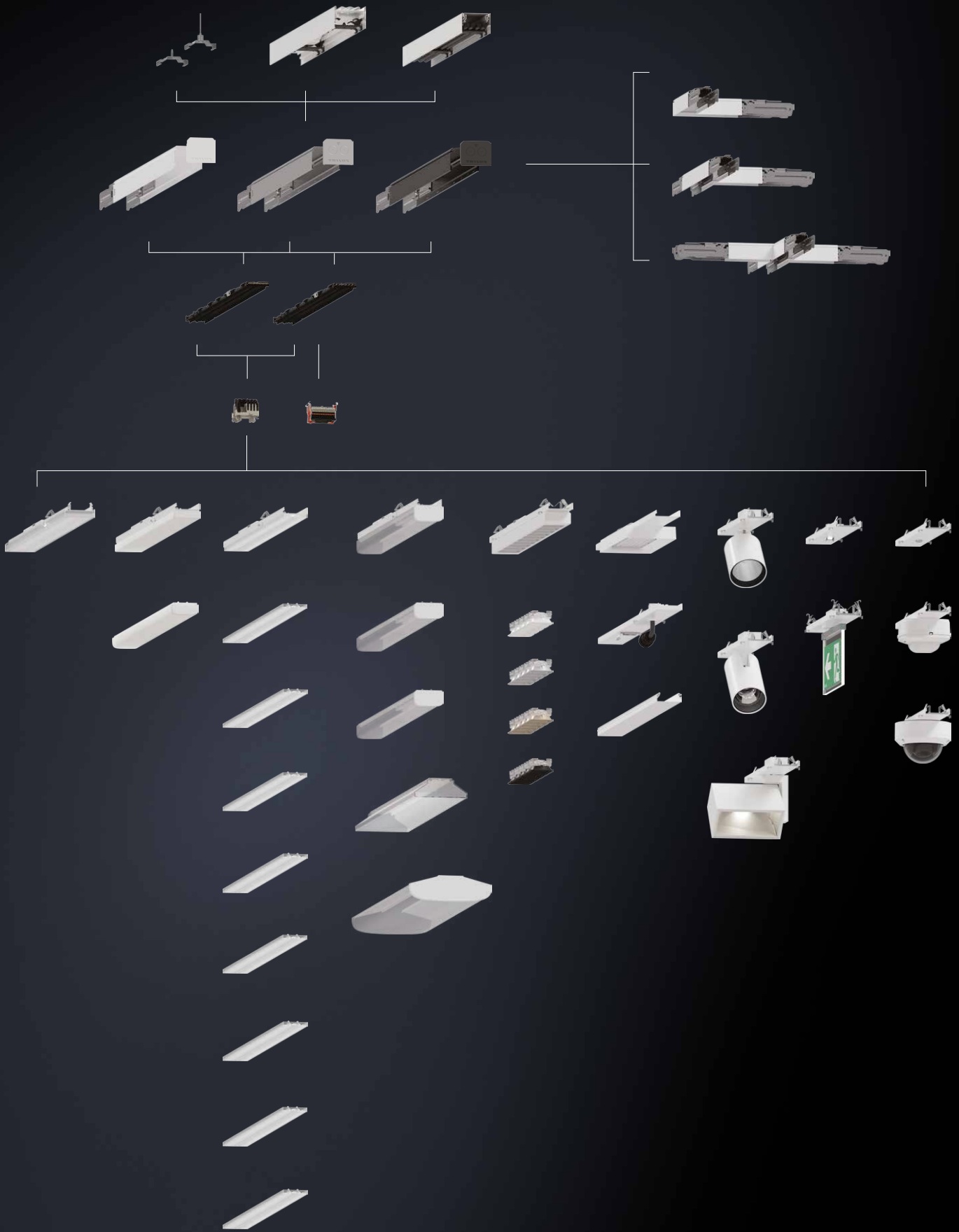
LUMINAIRE INSERT



FLEXIBILITY FOR PERFECTION FOR CREATIVE LIGHTING CONCEPTS

New optical systems and modules such as emergency light, sensors and spotlights provide maximum design flexibility for any application. Thanks to the innovative E-Line Pro configurator, planning is now even easier and more intuitive.





PLANNING E-LINE PRO

INDIVIDUAL. INTUITIVE. EFFICIENT.

OUTSTANDING QUALITY

The profile is new, the pioneering lighting technology remains: with 21 application-specific optical systems, E-Line Pro offers the right lighting solution for a wide range of applications. Variants with high glare control, Ra >90 colour rendering index, ConVision® technology and HCL control are also included in the standard portfolio.

QUICK RESULTS

The new E-Line Pro configurator enables intuitive and rapid planning of the system. Quickly and easily reach your customised product solutions with just a few clicks – for efficiently designing continuous lines.

EFFICIENCY ALL ALONG THE LINE

The combination of state-of-the-art LED technology, optimum light distribution and precisely matching lumen packages ensures efficiency in planning and operation. The E-Line Pro product concept saves material and conserves resources. The trunking system thus makes its contribution to achieving building certifications such as BREEAM.

FLEXIBLE TO THE END

E-Line Pro luminaire inserts and function modules can be positioned freely and flexibly in the continuous line – a system that's ideal for a variety of applications. Thanks to luminaire inserts with IP50 protection, E-Line Pro continuous lines can be simply adapted from their standard IP20 protection rating to IP50 with the help of a few accessories – even retrospectively. This solution simplifies planning, logistics and installation.



Recommendations:

To the E-Line Pro configurator:
trilux.com/eline-pro-configurator



Further information
on the sustainability of E-Line Pro:
trilux.com/e-line-pro





SIMPLICITY AT ITS BEST FOR EFFORTLESS INSTALLATION

Thanks to the user-friendly mounting system, E-Line Pro enables quick, reliable and tool-free installation. The individual luminaire inserts and function modules can also be positioned at any point, which makes installation much easier.







Secure connection – mechanical and electrical

INSTALLING E-LINE PRO

FAST. SAFE. TOOL-FREE.

MAXIMUM RELIABILITY

Thanks to the clearly marked direction in the profile, the new couplings and inserts are easy to mount. The couplings, modules and luminaire inserts snap into place with acoustic feedback, creating a secure electrical and mechanical connection.

FLEXIBLE POSITIONING

The new E-Line Pro trunking has a continuous 7-pole or 13-pole current conducting system for 3 circuits: DALI, emergency light and other control functions. This means the luminaire inserts and function modules can be positioned with complete flexibility.

HIGH TIME SAVINGS

No other continuous line system can be installed and, if necessary, disassembled as quickly and easily as E-Line Pro. Thanks to tool-free mounting, it enables highly efficient installation and saves a lot of time on the construction site.

THOUGHTFULLY PACKAGED

Our project-specific multiple packaging allows for quick unpacking. At the same time, the reduction in packaging material minimises waste on the construction site. This saves not only time but also disposal costs.

PACKAGING






EFFICIENCY IN EVERY DETAIL FOR INDIVIDUAL NEEDS

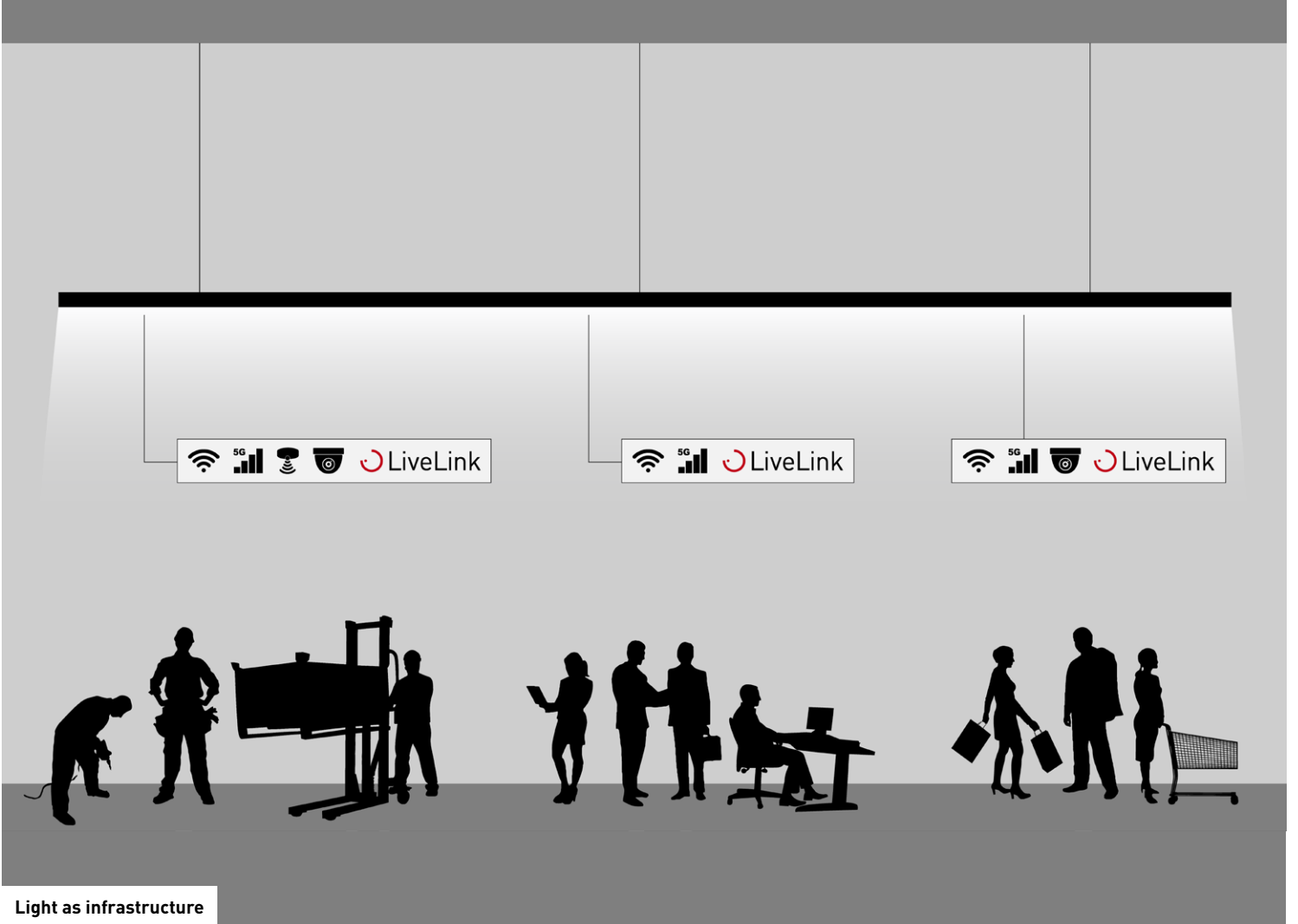
E-Line Pro not only impresses with a minimalist design but also with maximum energy efficiency – for continuously low operating costs. At the same time, it can be flexibly expanded or converted and thus easily adapted to changing user scenarios.



 **OUTLET**



Light management with LiveLink



Light as infrastructure

OPERATING E-LINE PRO

EFFICIENT. FLEXIBLE. SUSTAINABLE.

LOWER ENERGY COSTS, MORE ENVIRONMENTAL PROTECTION

Highly efficient luminaires with up to 207 lm/W keep energy consumption low and thus also the carbon footprint during operation. Even more energy can be saved by using light management systems such as LiveLink. E-Line Pro is also part of the after-sales promise. That means: 10 years product availability from purchase and 15 years for spare parts.

MADE IN GERMANY

The new E-Line Pro is the result of over 30 years of experience and is manufactured with great care at our site in Arnsberg, Germany. This means: high levels of transparency, reliable supply chains, sustainability due to short distances and premium quality made in Germany.

ONE CONTINUOUS LINE FOR ALL APPLICATIONS

E-Line Pro provides ideal light for a wide range of applications. The modular system also enables additional functions to be integrated, even retrospectively – whether sensor modules, emergency light components or integration into the LiveLink light management system. Its minimalist and timeless design means E-Line Pro has highly versatile uses – in industry as well as retail, office and education. A continuous line that can be perfectly integrated into any environment.

TRILUX SERVICES

We simplify the selection, configuration and operation of modern lighting solutions: as well as professional and reliable advice we offer a comprehensive range of services – from installation and commissioning of the new installation and the light management system to maintenance and operation – including financing solutions. We can also take on the project management of large-scale projects if required.



Recommendations:

Further information on the sustainability of E-Line Pro: trilux.com/e-line-pro

Utilise the lighting infrastructure as a data infrastructure: trilux.com/livelink



E-LINE PRO

TECHNICAL DATA



Energy efficiency

up to 170 lm/W
HE¹⁾; HE+²⁾ (industry) to 207 lm/W



Individually configurable luminous flux packages

1,500 lm - 24,000 lm
1,500 - 10,000 lm: steps of 500 lm
10,000 - 24,000 lm: steps of 1,000 lm



Service life

50,000 h / L80 / tq 35 °C
HE¹⁾ 70,000 h / L80 / tq 50 °C
HE+²⁾ (industry) 100,000 h / L80 / tq 50 °C



Colours

white 01
silver 03
black 05



Colour rendering

Ra > 80
HE¹⁾; HE+²⁾ (industry) Ra > 80/90 / ACT

Optics (HCL-capable)

10 lens optics
4 ConVision® optics
2 opal optics
5 prismatic optics

Wiring

7-/13-core through-wiring



Protection rating

IP20 / IP50 / IP54*
*coming soon



Module lengths

Module 750: 738 mm
Module 1500: 1,475 mm
Module 2250: 2,212.50 mm



Ambient temperature

-25 °C to 35 °C
HE¹⁾; HE+²⁾ (industry) -25 °C to 50 °C



Suspension distances

up to 4.0 m



Mounting method

Surface- and suspended mounting
using various fasteners



Further features

Spotlight-, track-, sensor-, light management-, emergency light- and blind module inserts, indirect module, cable channel, Fixpoint-, weather-proof luminaire-, Mirona Fit- and X-T-L connectors and many more

¹⁾ HE = High Efficiency

²⁾ HE+ = High Efficiency (Industry)

All dimmable have 15% when DC is applied.

All dimmable UR have 15% when DC is applied.

All EB luminaires have a defined luminous flux over 1h or 3h.





All technical data including dimensional and weight specifications have been checked carefully. Errors excepted. Possible colour deviations are due to printing processes. We reserve the right to modify in the interest of progress. Luminaires are partly shown with accessories that must be ordered separately. Images of installations may show custom manufactured luminaires. Printed on PEFC-certified paper in an environmentally friendly way.

CONTACTS

TRILUX GmbH & Co. KG

Heidestraße · D-59759 Arnsberg
Postfach 19 60 · D-59753 Arnsberg
Tel. +49 29 32.3 01-0
Fax +49 29 32.3 01-3 75
sales@trilux.com
www.trilux.com

TRILUX Vertrieb GmbH**Key Account Management**

Heidestraße 4 · D-59759 Arnsberg
Tel. +49 29 32.3 01-44 96
Fax +49 29 32.3 01-49 70
kam@trilux.com
www.trilux.com