

PRODUCT DATASHEET

LED VALUE CLAS A 100 13 W/4000K E27

LED VALUE CLASSIC A | LED lamps, classic bulb shape



AREAS OF APPLICATION

- Domestic applications
- General illumination
- Outdoor use in outdoor luminaires only (minimum IP65)

PRODUCT BENEFITS

- Very low energy consumption
- Can be easily fitted instead of ordinary light bulbs

PRODUCT FEATURES

- LED alternative to conventional lamps
- Lifetime: up to 10,000 h
- Not dimmable
- Good color rendering ($R_a \geq 80$) and color stability throughout the life of the lamp



TECHNICAL DATA

Electrical data

Rated wattage	13.00 W
Nominal wattage	13.00 W
Nominal voltage	220...240 V
Max. lamp no. on circuit break. 10 A (B)	74
Max. lamp no. on circuit break. 16 A (B)	118
Operating frequency	50...60 Hz
Power factor λ	> 0.50
Claimed equiv. conventional lamp power	100 W

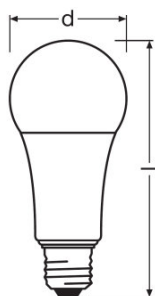
Photometrical data

Rated luminous flux	1521 lm
Lumen main.fact.at end of nom.life time	0.70
Light color (designation)	Cool White
Color temperature	4000 K
Luminous flux	1521 lm
Color rendering index Ra	≥ 80
Standard deviation of color matching	≤ 6 sdcn
Nominal luminous flux	1521 lm
Rated color temperature	4000 K
Color rendering index Ra	≥ 80

Light technical data

Warm-up time (60 %)	< 0.50 s
Starting time	< 0.5 s

Dimensions & weight



Overall length	118.0 mm
----------------	----------

Diameter	60.0 mm
Outer bulb	A60
Length	118.0 mm

Temperatures & operating conditions

Ambient temperature range	-20...+40 °C
Maximum temperature at tc test point	100 °C

Lifespan

Nominal lamp life time	10000 h
Rated lamp life time	10000 h
Number of switching cycles	100000
Lumen maintenance at end of service life	0.70

Additional product data

Base (standard designation)	E27
Mercury-free	Yes
Design / version	Frosted
Show WEEE picto	Yes
Product remark	All technical parameters apply to the entire lamp/Due to the complex production process for light-emitting diodes, the typical values shown for the technical LED parameters are purely statistical values that do not necessarily match the actual technical parameters of each individual product, which can vary from the typical value
Mercury content	0.0 mg

Capabilities

Dimmable	No
-----------------	----

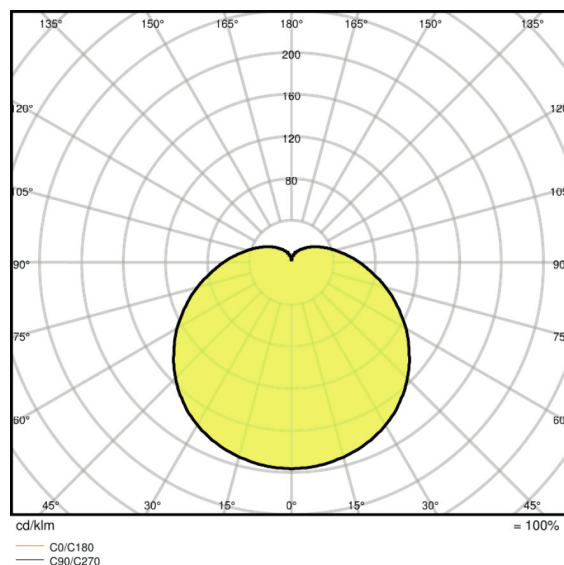
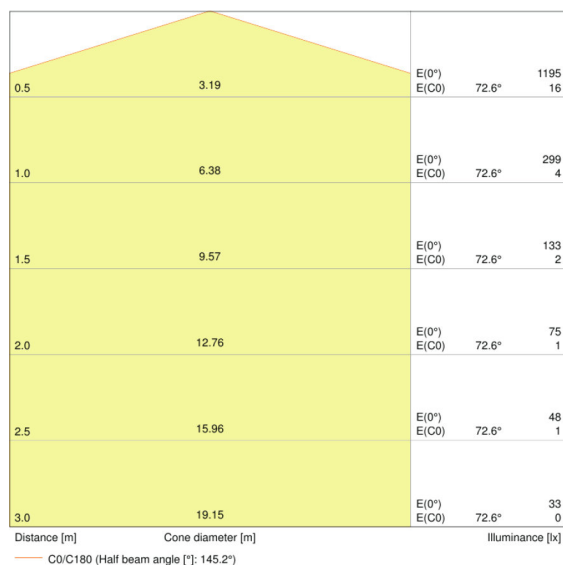
Certificates & standards

Energy efficiency class	A+
Energy consumption	13 kWh/1000h

Country-specific categorizations

ILCOS	DRAA/F-14/840-220-240-E27-60
Order reference	VALUECLA100 13W

Light Distribution



LDC typ cone

LDC typ polar

LOGISTICAL DATA

Product code	Packaging unit (Pieces/Unit)	Dimensions (length x width x height)	Gross weight	Volume
4052899973428	Folding carton box 1	62 mm x 62 mm x 122 mm	60.00 g	0.47 dm ³
4052899973435	Shipping carton box 10	319 mm x 133 mm x 138 mm	728.00 g	5.85 dm ³

The mentioned product code describes the smallest quantity unit which can be ordered. One shipping unit can contain one or more single products. When placing an order, for the quantity please enter single or multiples of a shipping unit.

DISCLAIMER

Subject to change without notice. Errors and omission excepted. Always make sure to use the most recent release.