

PRODUCT DATASHEET

LN COMP SWITCH 1500 17 W 3000 K

LINEAR COMPACT SWITCH | Compact single or light line luminaire with switch



Areas of application

- Direct replacement for luminaires with fluorescent lamps
- Indoor applications
- Corridors, entrance areas, stairwells, living rooms, basements
- Accent lighting
- Public areas
- Cove lighting
- Shelves, furniture integration or under cabinet mounting
- Seamless linear lighting

Product benefits

- Compact dimensions
- Little space required thanks to compact dimensions
- Seamless connection of up to 10 luminaires in a line
- Handy switch directly installed on the luminaire
- Low flicker light thanks to special electronic control gear
- Flexible installation in 2 different angles with 2 different mounting options
- Flexible application due to a wide range of available lengths of 300 to 1500 mm.
- Angled connection possible with included cable

Product features

- Built-in switch
- Up to 10 luminaires connectable
- Translucent end caps
- Versions with luminous flux 400...1900 lm available
- 5 different lengths available
- High luminous efficacy: up to 112 lm/W

- Glow Wire Test according to IEC 60695-2-12: 850 °C

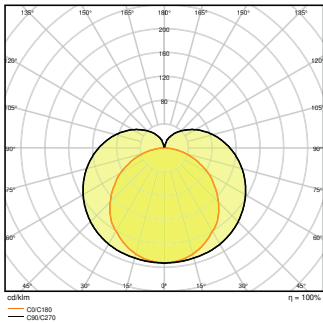
TECHNICAL DATA

Electrical data

Nominal wattage	17.00 W
Nominal voltage	220...240 V
Mains frequency	50...60 Hz
Nominal current	130 mA
Inrush current	10 A
Inrush current time T _{h50}	300 µs
Max. no. of lum. on circuit break. B16 A	19
Max. no. of lum. on circuit break. C10 A	23
Max. no. of lum. on circuit break. C16 A	30
Power factor λ	> 0.5
Total harmonic distortion	110 %
Protection class	II
Operating mode	Integrated driver

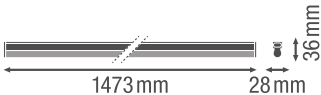
Photometrical data

Luminous flux	1800 lm
Luminous efficacy	106 lm/W
Color temperature	3000 K
Light color (designation)	Warm White
Color rendering index Ra	> 80
Standard deviation of color matching	< 5 sdc _m
Low flicker	Yes
Photobiological safety group acc. to EN62778	RG0
Beam angle	140 °



Dimensions & Weight

Length	1473.00 mm
Width	28.00 mm
Height	36.00 mm
Product weight	520.00 g



Materials & Colors

Product color	White
Housing color	White
Body material	Polycarbonate (PC)
Cover material	Polycarbonate (PC)
Glow Wire Test according to IEC 60695-2-12	850 °C
Mercury content	0.0 mg

Application & Mounting

Ambient temperature range	-20...+40 °C
Type of connection	Screw terminal, 2-Pole (L,N)
Type of protection	IP20
Protection class IK (shock resistance)	IK03
Dimmable	No
Mounting type	Surface
Mounting location	Ceiling / Wall
Application environment	Indoor
LED module replaceable	Not replaceable
With light source	Yes

Lifespan

Lifespan L70/B50 at 25 °C	50000 h
Lifespan L80/B10 at 25 °C	40000 h
Lifespan L90/B10 at 25 °C	30000 h

Number of switching cycles	100000
----------------------------	--------

Control gear

Output current	130 mA
----------------	--------







Certificates & Standards

Standards	CE / CB / TÜV SÜD / EAC / UKCA
Luminaire with limited surface temperature, "D sign"	No
Ball shot safe	No

EQUIPMENT / ACCESSORIES

- Equipped with power plug, cable connector and line adapter for connecting further luminaires
- Mounting material for wall and ceiling installations included

DOWNLOAD DATA

DOWNLOAD DATA	
	User instruction
	Addon Technical Information
	IES file (IES)
	LDT file (Eulumdat)
	R3D file (Relux 3D Model)
	M3D file (3D Model)

LOGISTICAL DATA

Product code	Packaging unit (Pieces/Unit)	Dimensions (length x width x height)	Gross weight	Volume
4058075683358	Shipping box 25	1,702 mm x 240 mm x 194 mm	18255.00 g	79.25 dm ³

The mentioned product code describes the smallest quantity unit which can be ordered. One shipping unit can contain one or more single products. When placing an order, for the quantity please enter single or multiples of a shipping unit.

References / Links

- For Guarantee see www.ledvance.com/guarantee

DISCLAIMER

Subject to change without notice. Errors and omission excepted. Always make sure to use the most recent release.